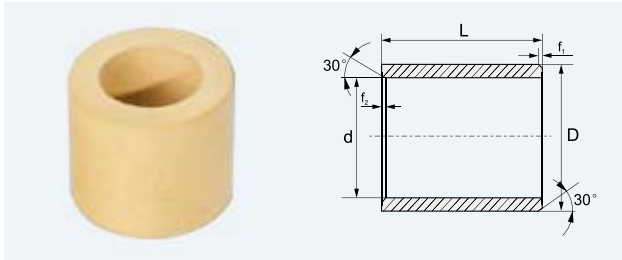


EPS 规格表
EPS Specification Table

直套 Metric Cylindrical Bushes



推荐安装公差 Recommend fitting tolerance

座孔 Housing: H7

轴 Shaft: H9

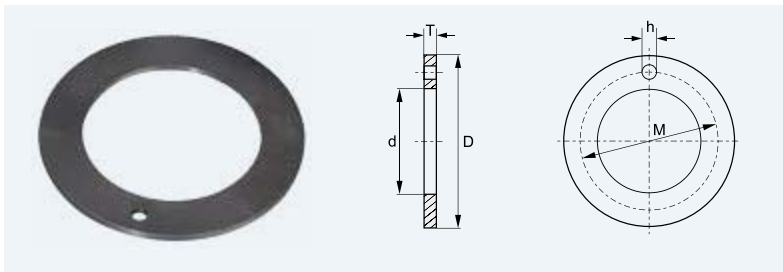
EPS -0608 -06

材料 Material

| d | f ₁ | f ₂ |
|-------------|----------------|----------------|
| d ≤ 10 | 0.5 | 0.5 |
| 10 < d ≤ 30 | 0.8 | 0.5 |
| 30 < d | 1.2 | 0.5 |

| 订购编码 Order P/N | d mm ² | d 公差 mm ² | D mm ² | 公差 D Tolerance | L-0.25 mm ² |
|-------------------|----------------------|-------------------------|----------------------|-------------------|---------------------------|
| EPS-0508-06 | 5 | +0.15/+0.20 | 8 | +0.06/+0.11 | 6 |
| EPS-0609-08 | 6 | +0.15/+0.20 | 9 | +0.06/+0.11 | 8 |
| EPS-0812-08 | 8 | +0.17/+0.22 | 12 | +0.07/+0.12 | 8 |
| EPS-1014-10 | 10 | +0.17/+0.22 | 14 | +0.07/+0.12 | 10 |
| EPS-1216-10 | 12 | +0.18/+0.20 | 16 | +0.07/+0.12 | 10 |
| EPS-1521-15 | 15 | +0.20/+0.25 | 21 | +0.08/+0.13 | 15 |
| EPS-1622-15 | 16 | +0.20/+0.25 | 22 | +0.08/+0.13 | 15 |
| EPS-1824-20 | 18 | +0.20/+0.25 | 24 | +0.08/+0.13 | 20 |
| EPS-2026-20 | 20 | +0.20/+0.25 | 26 | +0.08/+0.13 | 20 |
| EPS-2228-20 | 22 | +0.20/+0.25 | 28 | +0.08/+0.13 | 20 |
| EPS-2530-25 | 25 | +0.21/+0.26 | 30 | +0.09/+0.14 | 25 |
| EPS-2532-30 | 25 | +0.22/+0.27 | 32 | +0.09/+0.14 | 30 |
| EPS-2834-30 | 28 | +0.21/+0.26 | 34 | +0.09/+0.14 | 30 |
| EPS-2836-30 | 28 | +0.23/+0.28 | 36 | +0.09/+0.14 | 30 |
| EPS-3036-30 | 30 | +0.23/+0.28 | 36 | +0.09/+0.14 | 30 |
| EPS-3038-30 | 30 | +0.23/+0.28 | 38 | +0.09/+0.14 | 30 |
| EPS-3240-30 | 32 | +0.23/+0.28 | 40 | +0.09/+0.14 | 30 |
| EPS-3543-35 | 35 | +0.23/+0.28 | 43 | +0.09/+0.14 | 35 |
| EPS-3545-40 | 35 | +0.25/+0.30 | 45 | +0.09/+0.14 | 40 |
| EPS-4048-40 | 40 | +0.23/+0.28 | 48 | +0.09/+0.14 | 40 |
| EPS-4050-40 | 40 | +0.25/+0.30 | 50 | +0.09/+0.14 | 40 |
| EPS-4553-50 | 45 | +0.24/+0.29 | 53 | +0.10/+0.15 | 50 |
| EPS-4555-40 | 45 | +0.26/+0.31 | 55 | +0.10/+0.15 | 40 |
| EPS-5060-50 | 50 | +0.26/+0.31 | 60 | +0.10/+0.15 | 50 |

垫片 Metric Thrust Washer



订购编码 Order P/N:

EPS W - 06 13 - 008

垫片 Washer

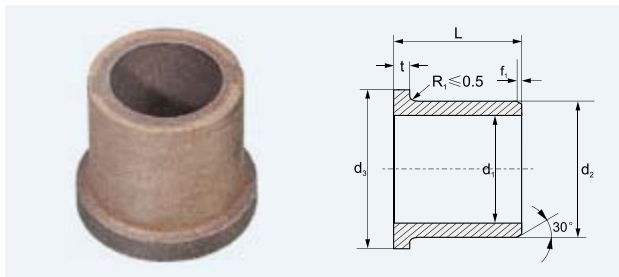
材料 Material

EPS 规格表 EPS Specification Table

| 订购编码 Order P/N | d-0.25 mm ² | D+0.25 mm ² | T ± 0.05 mm ² |
|-------------------|---------------------------|---------------------------|-----------------------------|
| EPSW-0613-008 | 6 | 13 | 0.8 |
| EPSW-0815-008 | 8 | 15 | 0.8 |
| EPSW-1020-008 | 10 | 20 | 0.8 |
| EPSW-1225-008 | 12 | 25 | 0.8 |
| EPSW-1530-008 | 15 | 16 | 0.8 |
| EPSW-2040-008 | 20 | 30 | 0.8 |
| EPSW-2245-008 | 22 | 40 | 0.8 |
| EPSW-2550-008 | 25 | 45 | 0.8 |

| 订购编码 Order P/N | d-0.25 mm ² | D+0.25 mm ² | T ± 0.05 mm ² |
|-------------------|---------------------------|---------------------------|-----------------------------|
| EPSW-2855-008 | 28 | 50 | 0.8 |
| EPSW-3060-008 | 30 | 55 | 0.8 |
| EPSW-3260-008 | 32 | 60 | 0.8 |
| EPSW-3565-008 | 35 | 65 | 0.8 |
| EPSW-4070-008 | 40 | 70 | 0.8 |
| EPSW-4575-008 | 45 | 75 | 0.8 |
| EPSW-5080-008 | 50 | 80 | 0.8 |

翻边轴套 Metric F flange Bushes



推荐安装公差 Recommend fitting tolerance

座孔 Housing: H7

轴 Shaft: H9

订购编码 Order P/N:

EPS F -0608 -06

翻边轴套 Flange Bushes

材料 Material

| d | f ₁ |
|-------------|----------------|
| d ≤ 10 | 0.5 |
| 10 < d ≤ 30 | 0.8 |
| 30 < d | 1.2 |

| 订购编码 Order P/N | d ₁ mm ² | d ₁ 公差 Tolerance | d ₂ mm ² | d ₂ 公差 Tolerance | d ₃ -0.25 mm ² | L-0.25 mm ² | t-0.14 mm ² |
|-------------------|-----------------------------------|--------------------------------|-----------------------------------|--------------------------------|---|---------------------------|---------------------------|
| EPS-0508-08 | 5 | +0.15/+0.20 | 8 | +0.06/+0.11 | 11 | 8 | 1.5 |
| EPS-0609-08 | 6 | +0.15/+0.20 | 9 | +0.06/+0.11 | 12 | 8 | 2 |
| EPS-0812-10 | 8 | +0.17/+0.22 | 12 | +0.07/+0.12 | 16 | 10 | 2 |
| EPS-1014-15 | 10 | +0.17/+0.22 | 14 | +0.07/+0.12 | 18 | 15 | 2 |
| EPS-1216-15 | 12 | +0.18/+0.20 | 16 | +0.07/+0.12 | 20 | 15 | 2 |
| EPS-1521-20 | 15 | +0.20/+0.25 | 21 | +0.08/+0.13 | 27 | 20 | 3 |
| EPS-1622-20 | 16 | +0.20/+0.25 | 22 | +0.08/+0.13 | 28 | 20 | 3 |
| EPS-1824-20 | 18 | +0.20/+0.25 | 24 | +0.08/+0.13 | 330 | 20 | 3 |
| EPS-2026-25 | 20 | +0.20/+0.25 | 26 | +0.08/+0.13 | 32 | 25 | 3 |
| EPS-2228-25 | 22 | +0.20/+0.25 | 28 | +0.08/+0.13 | 34 | 25 | 3 |
| EPS-2530-30 | 25 | +0.21/+0.26 | 30 | +0.09/+0.14 | 37 | 30 | 3 |
| EPS-2532-30 | 25 | +0.22/+0.27 | 32 | +0.09/+0.14 | 38 | 30 | 4 |
| EPS-2834-30 | 28 | +0.21/+0.26 | 34 | +0.09/+0.14 | 40 | 30 | 3 |
| EPS-2836-30 | 28 | +0.23/+0.28 | 36 | +0.09/+0.14 | 42 | 30 | 4 |
| EPS-3036-35 | 30 | +0.23/+0.28 | 36 | +0.09/+0.14 | 42 | 35 | 3 |
| EPS-3038-30 | 30 | +0.23/+0.28 | 38 | +0.09/+0.14 | 44 | 30 | 4 |
| EPS-3240-35 | 32 | +0.23/+0.28 | 40 | +0.09/+0.14 | 48 | 35 | 4 |
| EPS-3543-40 | 35 | +0.23/+0.28 | 43 | +0.09/+0.14 | 51 | 40 | 4 |
| EPS-3545-40 | 35 | +0.25/+0.30 | 45 | +0.09/+0.14 | 50 | 40 | 5 |
| EPS-4048-45 | 40 | +0.23/+0.28 | 48 | +0.09/+0.14 | 56 | 45 | 4 |
| EPS-4050-40 | 40 | +0.25/+0.30 | 50 | +0.09/+0.14 | 56 | 40 | 5 |
| EPS-4553-50 | 45 | +0.24/+0.29 | 53 | +0.10/+0.15 | 61 | 50 | 4 |
| EPS-4555-40 | 45 | +0.26/+0.31 | 55 | +0.10/+0.15 | 63 | 40 | 5 |
| EPS-5060-50 | 50 | +0.26/+0.31 | 60 | +0.10/+0.15 | 70 | 50 | 5 |